




Start by going to
the settings

20

10:10 AM



Settings

User Profile



Login

Signup

Tutorial

Support



Tap here to create your account


20

3:57 PM



April
20
03:57 PM

Once your account created,
tap here to add a new home



Cancel

Done

Name

My Home

Address

San Francisco, CA, USA

Find

Location: Lat: 37.77, Lng: -122.42

No home

Enter the home location and
tap on Find, then Done

TAP AND HOLD TO CHOOSE AN ACTION

4:13 PM

My Home ▼

Today

Tomorrow

April

20

04:13 PM

To edit, remove or add a new home tap on the arrow

To add a new room, tap on the + sign

NO ROOMS

+

April
20
04:19 PM

Today
☀️ 73°F

Tomorrow
☀️ 69°F

Tap and hold to add a picture
of the room



TAP AND HOLD TO CHOOSE AN ACTION

Tap and hold to
change the icon





April

Today

Tomorrow

20

04:28 PM



73°F



69°F

Living Room

Once you have added all your Rooms, Swipe to the Left



Zones



— Others



Garage



Kitchen



Living Room



Maggie's Room



Master Bedroom

73°F ☀️ 69°F



Now Add the Zones (Living Area, Basement, ...)



Edit



Zones

+ Living Area

+ Upstairs

+ Basement

+ Outdoor

+ - Others



Garage



Kitchen



Living Room



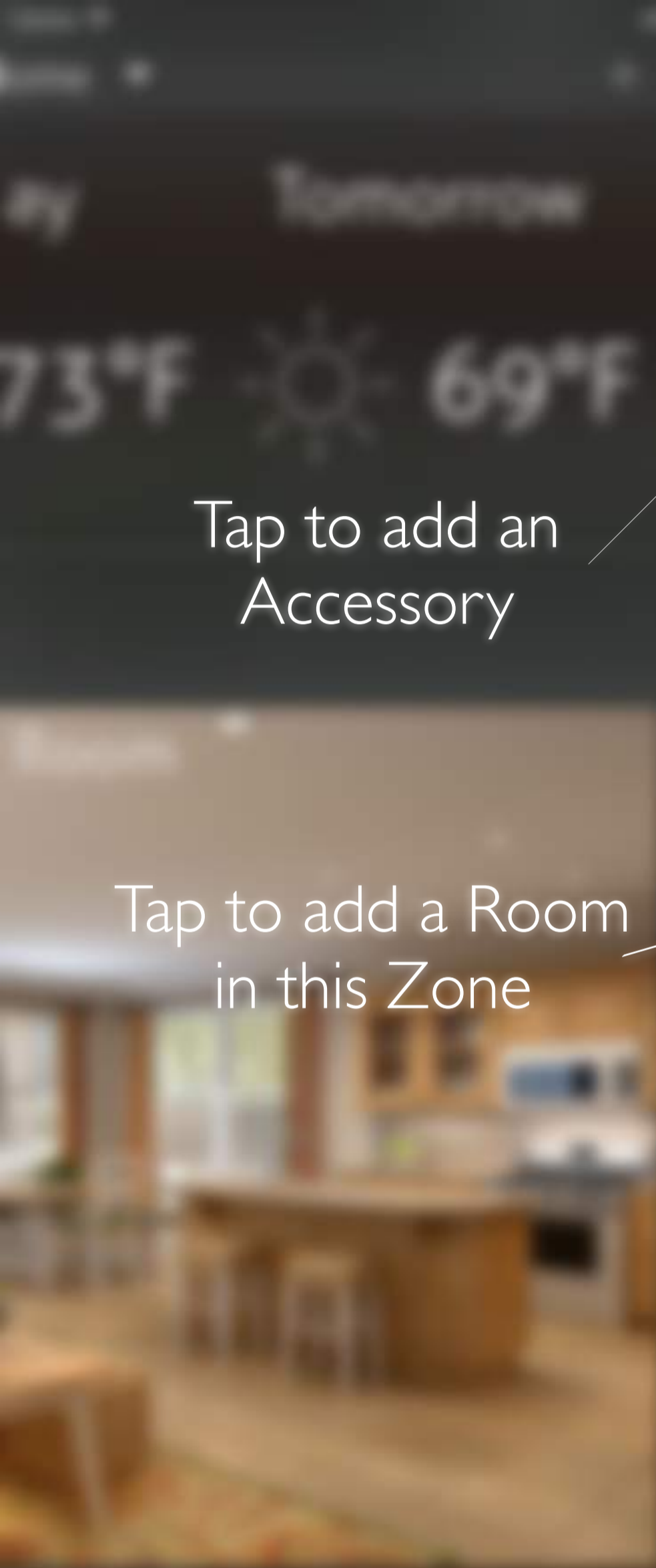
Maggie's Room



Master Bedroom

Tap and hold to
change the icons

Tap and hold to manage (Rename,
Select a Zone, Add an Accessory)



Zones



Living Area



Kitchen



Living Room



Upstairs



Boys Room



Maggie's Room



Master Bedroom



Basement



Garage



Outdoor



Pool



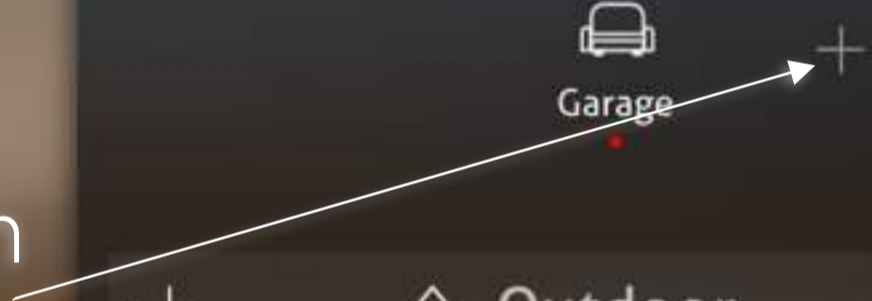
— Others



Tap to add an Accessory



Tap to add a Room in this Zone



Tap to Shrink/Expand



Edit



Cancel

Add Accessories

Browsing for new accessories



Fan

Garage Door

Light

Lock

Outlet

Switch

Thermostat

Thermostat D

Tap to add an
Accessory

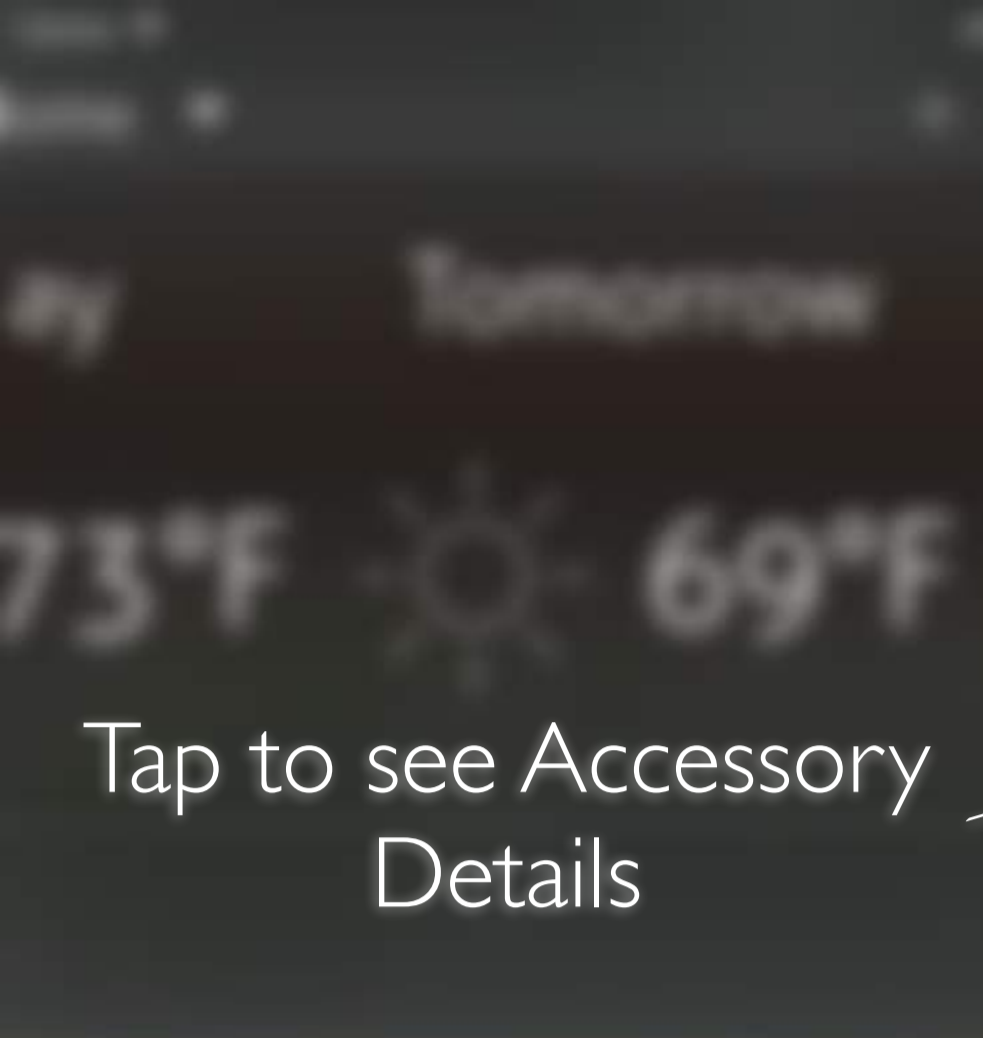


Add HomeKit Accessory
Enter the code for "Thermostat" to add it to "My Home".

Cancel Add



Enter the Accessory
Code and Tap on
Add



Tap to see Accessory Details

The Accessory is now Available for use

Zones

+ Living Area

Kitchen Living Room

Thermostat

Thermostat Service 375060804

Current Mode: Off

Target Mode: Off Heat Cool Auto

Current Temperature: 0.0°C

Target Temperature: 16.6°C

Temperature Units: Celsius Fahrenheit

Current Relative Humidity: 0%

Target Relative Humidity: 31%

Cooling Threshold: 23.5°C

Heating Threshold: 17.6°C

+ Upstairs

Edit

You tap these 2 locations to add an App Shortcut



You can add 3rd Party App Shortcuts Associated to a Room or an Accessory



Accessory Information

Manufacturer	Unavailable
Model	Unavailable
Serial Number	Unavailable
Identify	Tap to Identify
Software Version	Unavailable

Add Shortcut

Cancel

Select App

App Store

Apple Remote

Denon Remote App

Dish Anywhere

Maps

To add a Shortcut Tap Here

Select your App. If not on the list go to PowerHouz.com to submit a new App Shortcut Request

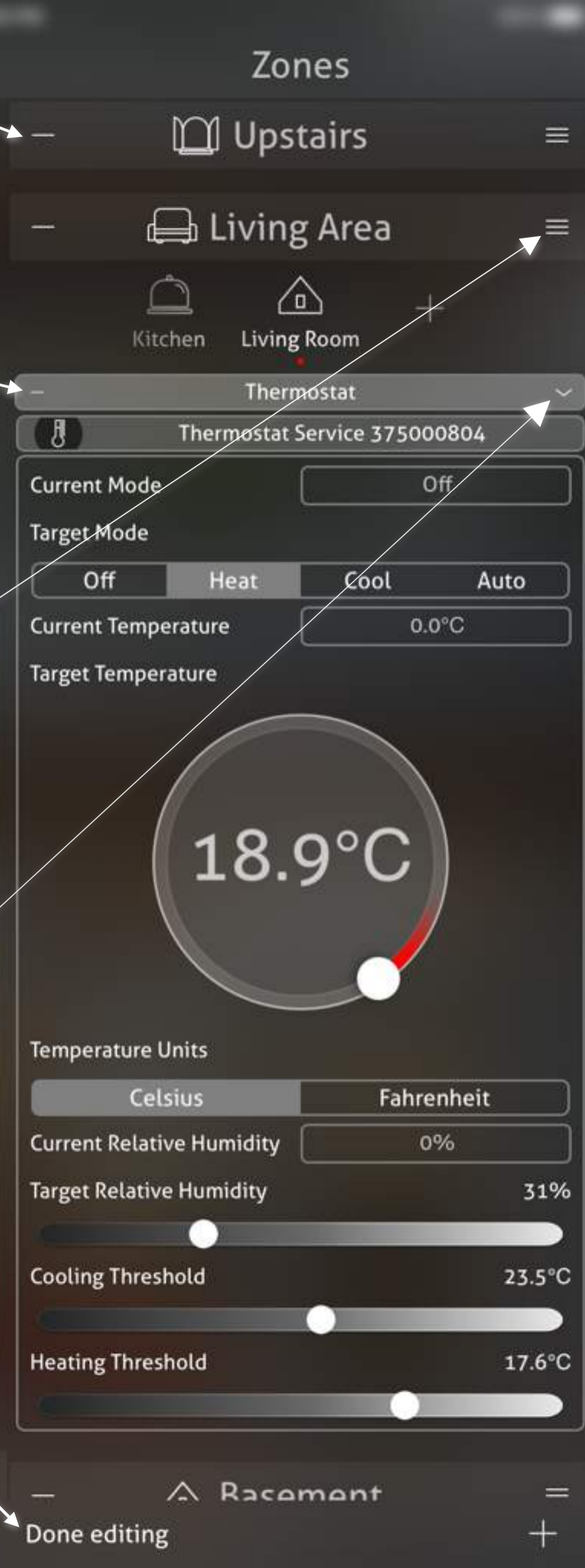
Tap to delete a zone

Tap to unassign from the room or remove

Drag and drop to move zone up or down

Tap to change room assignment

Edit mode



Services Groups allow to administrate several Accessory's actions at the same time



Tap to add a new Service

Tap to add a new Service Group

Additional views are available by swiping, Service Groups, Actions Set sand Triggers

Edit



Actions Sets allow to Group a Specific List of Actions

1 AM

100%

Action Sets



Good morning



Good night



Target Mode → Off

Main Floor in Main Floor

Power State → Off

Switch BYA in Backyard audio



I'm home



I'm leaving



Lock up



Target Lock Mechanism State → Secured

Lock Mechanism Service 958457875 in Lock J

Tap to add a new Action

Tap to add a new Action Set

Triggers allows to start one or more Action Sets at a given time

Triggers

AC off at night OFF

Date & Time: 8/9/15, 2:00 AM
 Recurrence: Every Day
 Action Sets: -

Security Testing OFF

Date & Time: 7/20/15, 7:29 AM
 Recurrence: Every Week
 Action Sets: -

Tap to Edit the trigger

Tap to add a new Trigger

Edit



April

Today

Tomorrow

20

05:31 PM

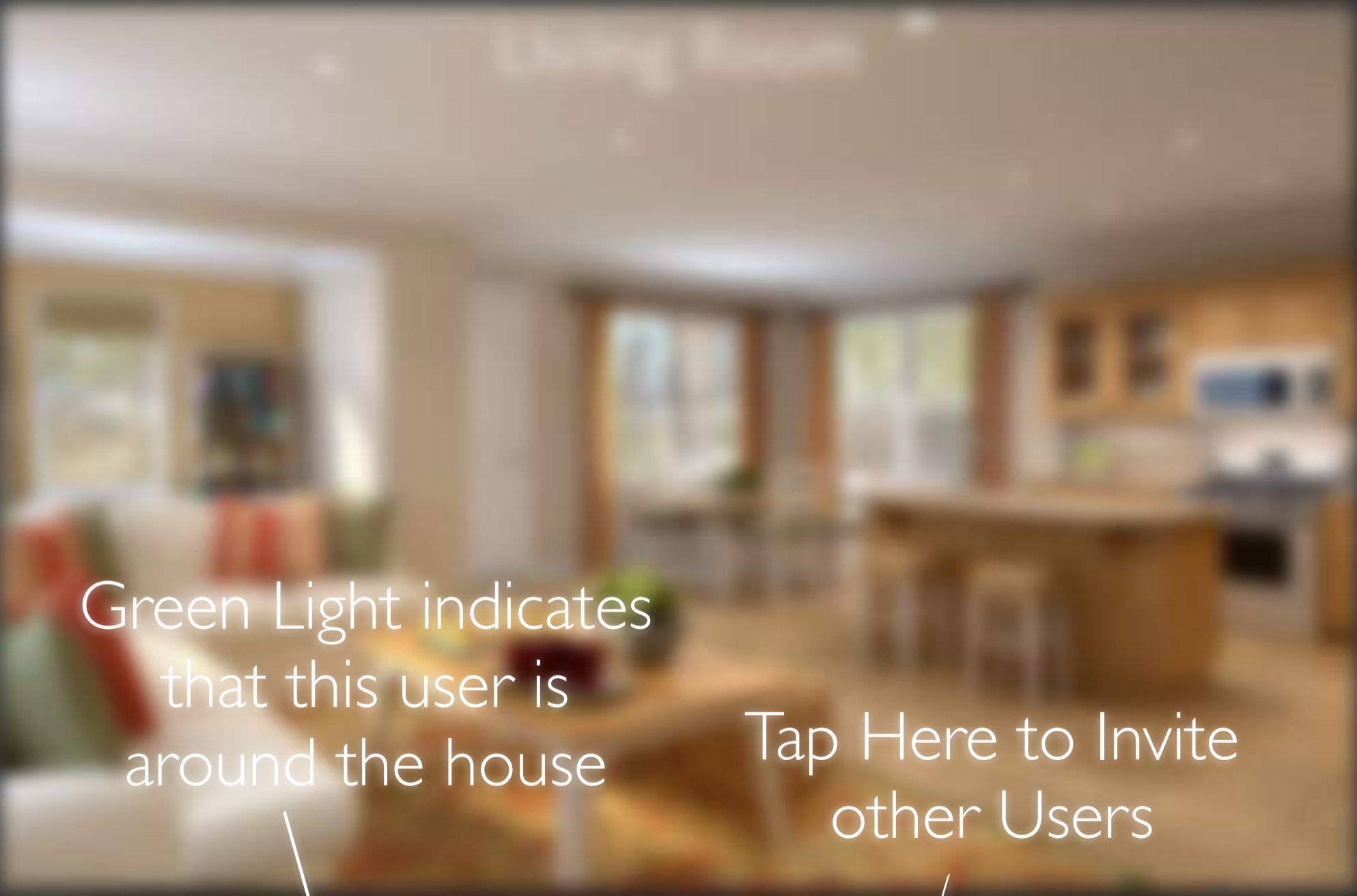


72°F



84°F

HomeKit - Control your smart home devices from your iPhone, iPad, or Mac.
HomeKit - Control your smart home devices from your iPhone, iPad, or Mac.



Green Light indicates that this user is around the house

Tap Here to Invite other Users



Claire



Dan





Ann



Bill



Dan



Ann



Call, FaceTime or
Text User

Email:

Phone: Ann@zyscompany.com

Activity

Share Updates



Tap here to Share your
updates with this user



Settings


User Profile



Settings



Location Service:



Status: Authorized always

Running: Currently On

Receive proximity notification from other users:



Subscription:

Subscribed until: Apr 27, 2016

Unlimited accessories

Extend

Tutorial

Support

Location Services let PowerHouz know when you are Home (Warning, this function uses Battery even when the App is closed)

Receive a message to let you know when the other residents are arriving home

Slide to the right to access the settings



THE END

For more information, news, user community go to:
PowerHouz.com